



www.braintree.gov.uk/housing/housing-statnav

Key Housing Needs Statistics

Belchamp Walter & Borley

Snapshot: October 2024

To be read in conjunction with the
'Guide to Key Housing Needs Statistics – Villages'

For all sources, more detailed housing needs data and
a full guide to how to read this data, please visit the
Housing StatNav website.



Key Housing Needs Statistics

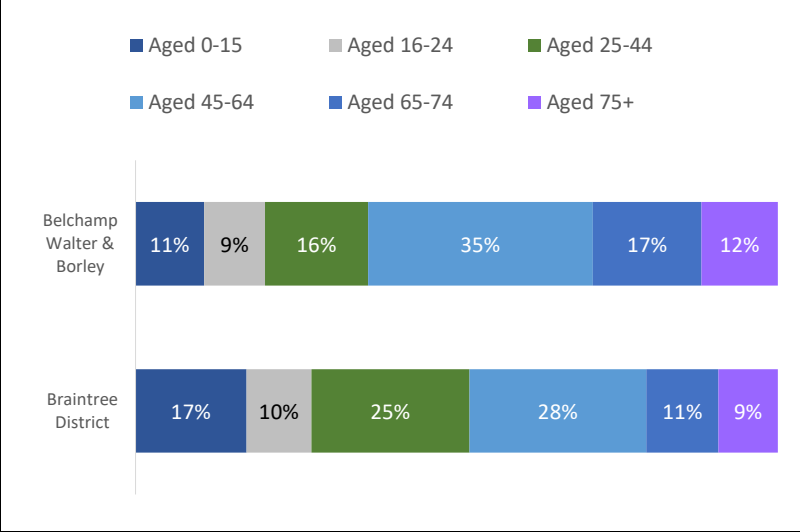
Snapshot: October 2024



Belchamp Walter & Borley

About the Parish of Belchamp Walter & Borley

Population Profile



Key Parish Statistics

- Population (2021 Census) - 337
- Households (2021 Census) - 154
- The population is 0.2% of the total Braintree District population (155,233)



43.2% of households in Belchamp Walter & Borley are economically inactive, which is higher than the 36.9% across the district.

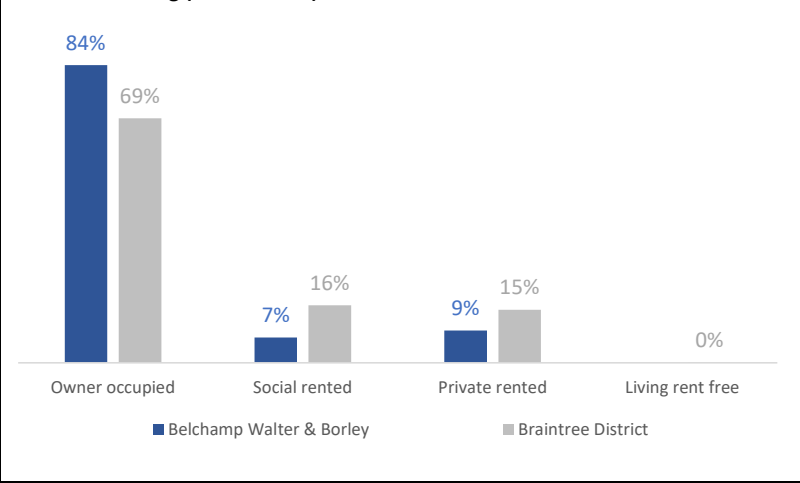


32.2% of households in Belchamp Walter & Borley are couples without children, which is higher than the 18.6% across the district.



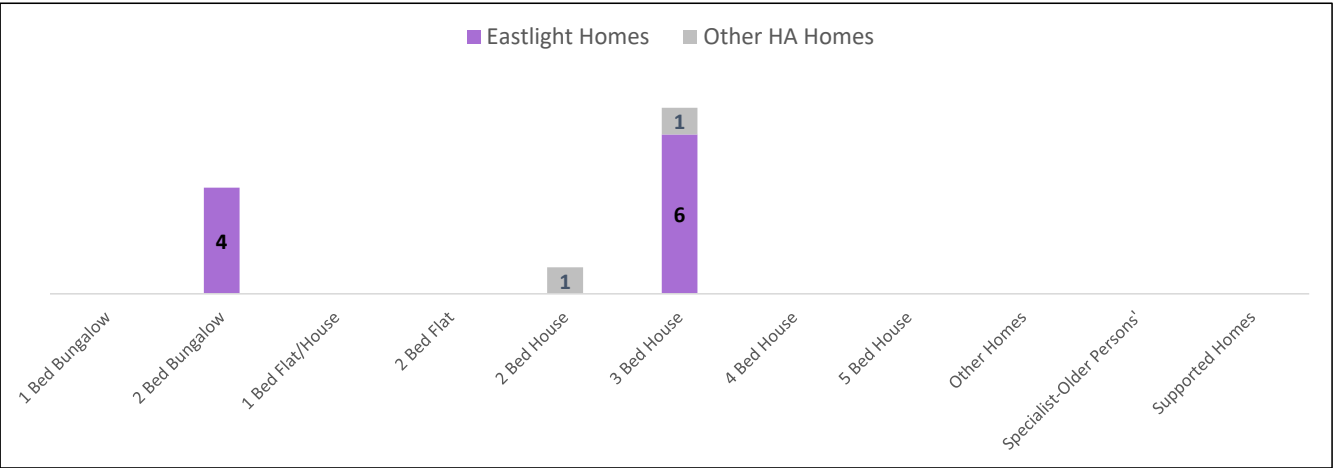
6.8% of households in Belchamp Walter & Borley are one person households aged 65yrs & under, which is lower than the 14.1% across the district.

Tenure of Housing (2021 Census)



Housing Association homes to rent in Belchamp Walter & Borley

There were 12 Housing Association homes to rent in Belchamp Walter & Borley as at October 2024.




Lettings history in Belchamp Walter & Borley

Number of homes which have become available to rent


During the 15 year period from April 2009 to October 2024, there have been 5 homes that have become available to rent through Gateway to HomeChoice.
These were:

- 2 x 2 bed bungalows
- 3 x 3 bed houses

Average number of bids on properties advertised on the Council's letting system



Total number of homes which became available between 2009 and 2024



Applicants waiting for a housing association home to rent

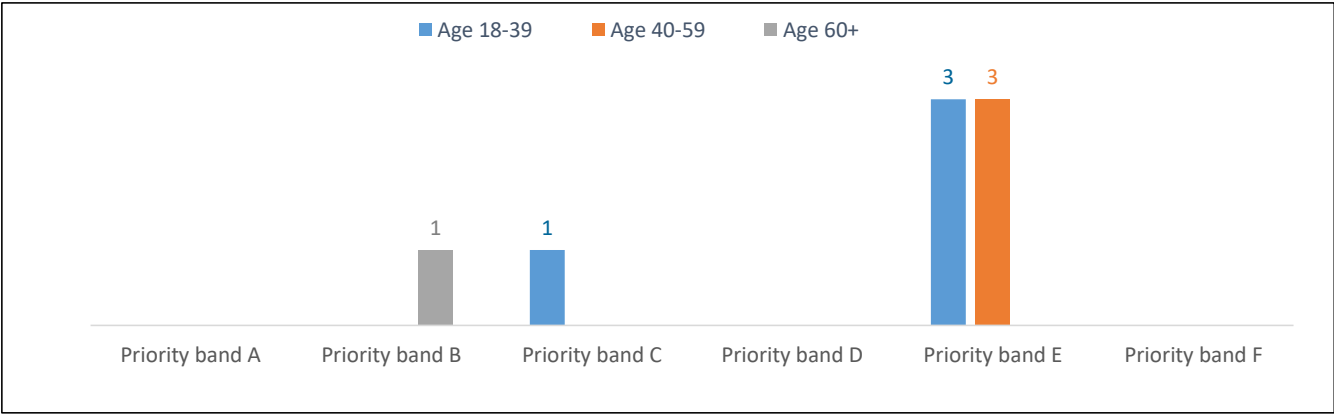
There were 0 households registered on Braintree District Council's system (Gateway to HomeChoice) waiting for housing association homes (households with a current address in the village as at October 2024):

Priority band A	Priority band B	Priority band C	Other bands D to F
0 Applicants	0 Applicants	0 Applicants	0 Applicants

For more information about the priority 'bands' (A to F) for housing applications, please see the guide to the data.

Applicants in Belchamp Walter & Borley and surrounding villages

There were 8 households registered for housing association homes with a current address in Belchamp Walter & Borley and surrounding villages (Belchamp St Paul, Belchamp Otten, Gestingthorpe, Bulmer, Foxearth and Pentlow) at October 2024. These are broken down into the priority 'bands' A to F:



Priority band A	Priority band B	Priority band C	Other bands D to F
0	1	1	6

The property size (number of bedrooms) needed by all applicants:

Age Group	1 bed	2 bed	3 bed	4 bed	5+ bed	Total
Age 18-39	1	2	1			4
Age 40-59	1	2				3
Age 60+	1					1
Total	3	4	1	0	0	8

Priority Band	1 bed	2 bed	3 bed	4 bed	5+ bed	Total
Priority band A						
Priority band B	1					1
Priority band C	1					1
Other bands D to F	1	4	1			6
Total	3	4	1	0	0	8