



www.braintree.gov.uk/housing/housing-statnav

Key Housing Needs Statistics

Belchamp Walter & Borley

Snapshot: July 2023

To be read in conjunction with the
'Guide to Key Housing Needs Statistics – Villages'

For all sources, more detailed housing needs data and
a full guide to how to read this data, please visit the
Housing StatNav website.



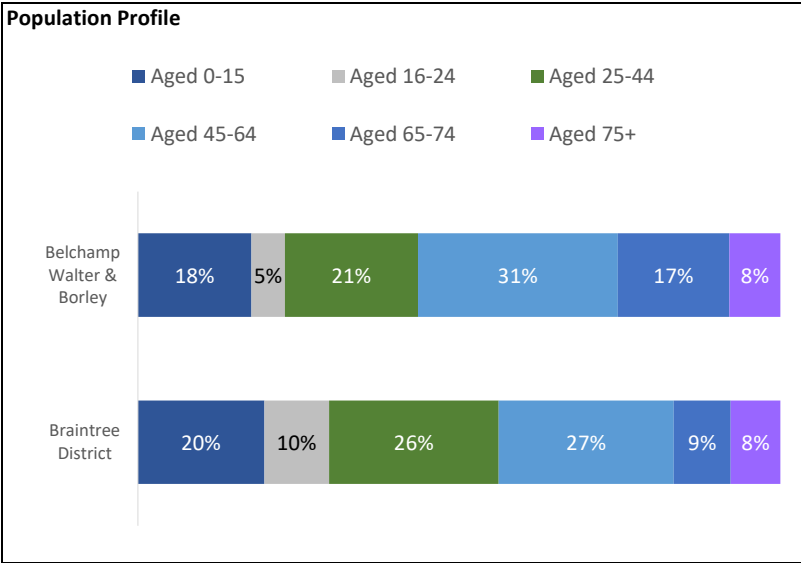
Key Housing Needs Statistics

Snapshot: July 2023



Belchamp Walter & Borley

About the Parish of Belchamp Walter & Borley

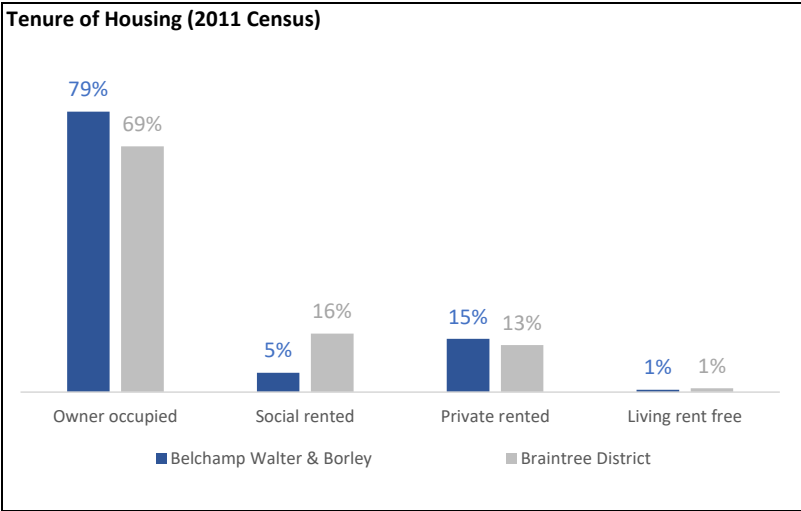


Key Parish Statistics

- Population (2011 Census) - 328
- Households (2011 Census) - 147
- The population is 0.2% of the total Braintree District population (147,084)

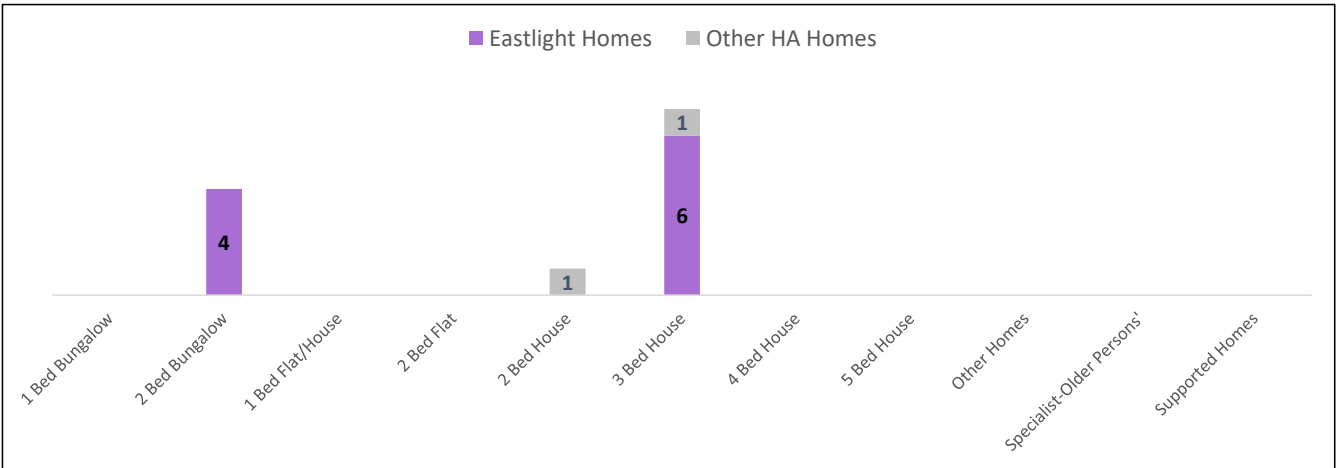
Higher than average proportion of households over the age of 65
28% of households are couple or single person households where both are over the age of 65, higher than the 21% District average

Very low proportion of social rented homes
Just 5% of homes in the village are for social rent, significantly lower than the 17% District average or the 16% East of England average



Housing Association homes to rent in Belchamp Walter & Borley

There were 12 Housing Association homes to rent in Belchamp Walter & Borley as at July 2023.



Lettings history in Belchamp Walter & Borley

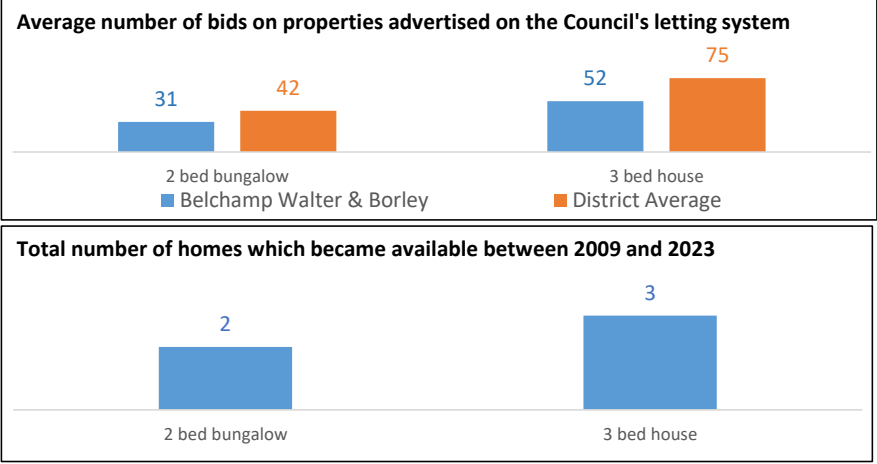
Number of homes which have become available to rent

During the 14 year period from April 2009 to June 2023, there have been 5 homes that have become available to rent through Gateway to HomeChoice.

These were:

2 x 2 bed bungalows

3 x 3 bed houses



Applicants waiting for a housing association home to rent

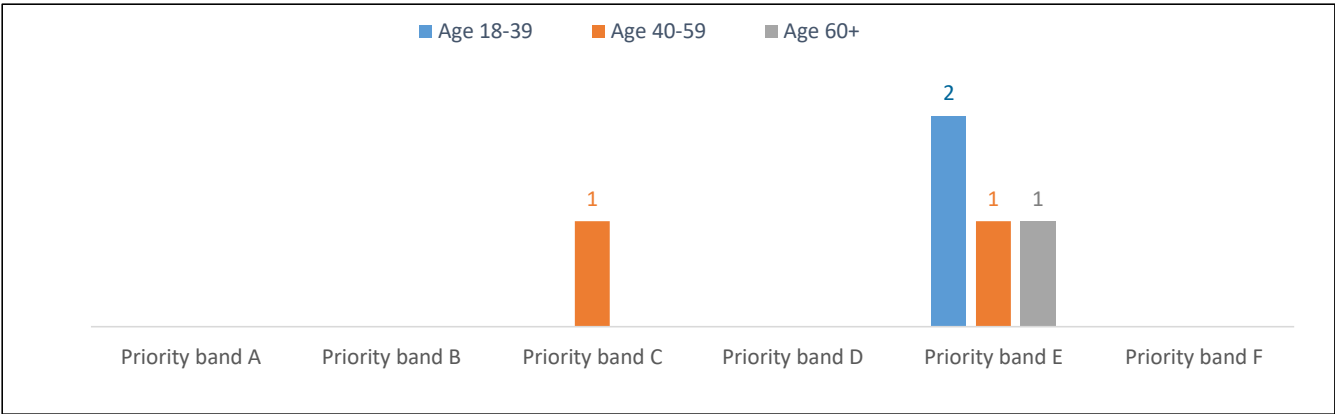
There were 0 households registered on Braintree District Council's system (Gateway to HomeChoice) waiting for housing association homes (households with a current address in the village as at July 2023):

Priority band A	Priority band B	Priority band C	Other bands D to F
0 Applicants	0 Applicants	0 Applicants	0 Applicants

For more information about the priority 'bands' (A to F) for housing applications, please see the guide to the data.

Applicants in Belchamp Walter & Borley and surrounding villages

There were 5 households registered for housing association homes with a current address in Belchamp Walter & Borley and surrounding villages (Belchamp St Paul, Belchamp Otten, Gestingthorpe, Bulmer, Foxearth and Pentlow) at July 2023. These are broken down into the priority 'bands' A to F:



Priority band A	Priority band B	Priority band C	Other bands D to F
0	0	1	4

The property size (number of bedrooms) needed by all applicants:

Age Group	1 bed	2 bed	3 bed	4 bed	5+ bed	Total
Age 18-39		1	1			2
Age 40-59	1	1				2
Age 60+	1					1
Total	2	2	1	0	0	5

Priority Band	1 bed	2 bed	3 bed	4 bed	5+ bed	Total
Priority band A						
Priority band B						
Priority band C	1					1
Other bands D to F	1	2	1			4
Total	2	2	1	0	0	5